




**MALLARD**  
**MANUFACTURING**  
YOUR GRAVITY FLOW SPECIALISTS

Carton Flow Rack




EMBRACE THE **POWER OF GRAVITY**  
FOR EFFICIENT, SPACE-SAVING  
CARTON & EACH PICKING



**Dyna-Flo**



**Cart-Trak**



**Dyna-Deck**

800-243-6694

[www.mallardmfg.com](http://www.mallardmfg.com)



# CARTON FLOW RACK



## Reduce Labor Costs, Maximize Output for Case & Each Picking

Consolidate SKUs for full-case, split-case, and each picking into an ergonomic, high-density, gravity-fed carton flow rack. Ensure a constant feed of inventory and gain valuable cost savings in labor and equipment dedicated to order processing.

### Carton Flow Performance Advantages

- Maximize space - Store up to 50% more vs. static rack and shelving
- Increase pick slots – Create up to 40 pick locations per bay
- Minimize travel time - Consolidate picks into an optimized zone
- Slash labor - Save up to 50% on labor for case & each picking
- Improve productivity - Realize greater pick and put-a-way efficiency
- Achieve higher accuracy - Organized SKU lanes & ergonomic design



Carton flow functions with separate load and pick aisles, allowing the two functions to occur concurrently. Cases, totes, or single items flow from the charge side down to the pick aisle on slightly inclined rails.

Configure your system as a high-density pick zone or integrate it with conveyor and/or full pallet storage above as part of a multi-level pick module. You can also use carton flow on the go --check out our mobile carts for kitting, assembly changeovers, JIT manufacturing, and seasonal activities. Carton flow rack is compatible with pick-to-light, robotic picking, and other automated solutions.

# FULL WHEEL-BED CARTON FLOW



## Dynamic Carton & Tote Storage - New or Replacement Systems

Dyna-Flo and Dyna-Deck carton flow maximize productivity for inventory that varies in size. The full wheel-bed design allows SKU lanes of any desired width to accommodate more pick faces and minimize search time. No lost space, only productivity gained.



### Dyna-Flo Carton Flow

Are you ready for a change? Dyna-Flo is too - it's your solution for inventory with varying specs. The full-bed design provides full-wheel coverage regardless of your inventory size or shape.

- 1 3/8" diameter polypropylene wheels
- Durable wheel & axil assemblies
- Available in 12"w & 16"w sections
- Wheel center options - 1", 2" & 3" centers
- Custom mounts for easy installation in new or existing rack systems



### Dyna-Flo HD Carton Flow

Dyna-Flo HD features 1.9" diameter polypropylene wheels with reinforced spokes for inventory requiring the highest load capacities. Dyna-Flo HD also features higher side rails that add capacity without an additional interior support beam, helping you gain more vertical clearance between shelf beams.

- 1.9" diameter polypropylene wheels
- Reinforced spokes for heavy-duty use
- Available in 12" & 16" width sections
- Wheel center options - 1", 2" & 3" centers
- Custom mounts for easy installation in new or existing rack systems

# REPLACEMENT & RETROFIT CARTON FLOW



## Quickly Upgrade Your Case Picking for Measurable Results

Dyna-Deck drop-in carton flow wheeled beds are your go-to solution to replace broken and inferior case flow and create a durable, productive full- and split-case picking operation for medium- to slower-turn inventory.



### Dyna-Deck Carton Flow

Replace old, broken, and inferior flow racks with a product that won't let you down. Put away those shepherd hooks and drop-in Dyna-Deck carton flow.

- Retrofits existing case flow shelf
- Accommodates fast reprofiling
- Segments SKU lanes with snap-on guides
- Low profile - 1.5" to top of roller
- Wheel diameter - 1 3/8"
- Track options - 12" & 16" width

Enhance your Dyna-Deck carton flow rack with Mallard accessories. See our Tilt Tray, Impact Tray, entry guides, and lane dividers for customizable solutions to protect your system and enhance order-picking speed and accuracy.



### Low-Profile Dyna-Deck

We don't just say Dyna-Deck is low profile... take a look for yourself vs. our competitor.



# CART-TRAK CARTON FLOW PRODUCTS



## Put Your Inventory on the Right *Trak* for More Productive Picking

Maximize efficiency for cartons, cases, and totes of consistent size. Cart-Trak rollers are durable, abuse-resistant, and galvanized, providing reliable flow for your busy case-picking operation.

### Cart-Trak Advantages


- Install into new or existing racking
- Optimize bay opening with four frame width options - 6", 9", 12" & 16"
- Match carton and tote size to the proper frame width
- Save time and energy with maintenance-free, gravity flow
- Secure the fit with custom mounting brackets

We offer three styles of Cart-Trak to satisfy all your needs.



### Cart-Trak

Full carton coverage with a maximum capacity between 30-40 lbs for a 96" standard bay width. In wider bays, capacity is lower --be sure to ask your Mallard representative for system-specific specifications.



### Cart-Trak HD

Full carton coverage for heavy-duty capacity of 50-60 lbs per case or tote. In wider bays, capacity is lower --confirm with your Mallard representative for system-specific specifications.



### Cart-Trak with Bearing Rollers

Use fewer rollers per rail and less pitch with our bearing rollers vs. standard bushing rollers. Ask your Mallard representative if bearing rollers are the more cost-effective option for your system.

# ECONO-FLO & FLO-GUIDE



## Satisfy Inventory Specs with Customizable Lane Widths

Econo-Flo single-wheeled rails install quickly and adjust easily to reprofile for SKU changes. However, deep- and very-deep lanes may require tracking assistance for cartons and totes --Flo-Guide flanged wheels are the solution. Customize your solution to meet your inventory specs with standard product options.



### Econo-Flo

Lighten your spending dollar for lighter-weight applications.

- Lane depths up to 15'
- Durable polypropylene wheels on steel axils
- Unlimited horizontal track adjustment
- Fully-adjustable rail spacing
- Full-length lane dividers available
- Easy, no tool installation
- Optional wheel centers: 1 5/16" & 1 7/8"



### Flo-Guide

Cradle inventory to ensure a secure flow and segment SKUs without individual lane dividers --do it all with Flo-Guide flanged wheel carton flow.

- Deep & very-deep lane systems
- Flanged wheels naturally separate SKU lanes
- Customize lane width to fit cases & totes
- Standard applications – medium-duty ABS roller
- Heavy-duty applications – 6/6 nylon and ESD material rollers
- Capacity options: Light-duty (< 40 lbs) & heavy-duty (>40 lbs)

# CARTON FLOW RACK ACCESSORIES

## Increase Effectiveness and Function of Your Carton Flow Rack

Custom-designed carton flow solutions often include accessory products to enhance the performance and longevity of your system. Mix and match accessories as needed to tailor your solution.

### Carton Flow Accessories Performance Advantages

- Install easily on ALL new & existing carton flow systems, including other brands
- Protect carton flow tracks and wheels from misuse and damage
- Increase pick accuracy and productivity
- Speed up product mix changes and reprofiling




#### Entry Guides

The Slim-Fit entry guide delivers fast SKU segmentation and reprofiling. Snap guides into place for a secure fit that won't dislodge even if bumped while loading cartons.



#### Full-Length Lane Dividers

Protect fragile inventory and meet regulation requirements for SKU separation with these easy-to-install lane dividers. Choose standard or heavy-duty tube options with lengths customizable up to 20'. Affix anywhere along the front and rear of the carton flow bed --adjustable in 1" intervals.



#### Impact Tray


Reduce wear and tear on your carton flow rails with impact trays. The custom-fit steel trays take the abuse from repeatedly loading heavy cartons and totes while protecting your wheels or rollers. Simply slide the inventory from the impact tray into the flow lane once loaded.



#### Tilt Tray

Better pick results are in your grasp with ergonomically positioned tilt trays. Simply position your custom-fit trays at any angle for a better sight line and easier reach --resulting in improved pick speed and accuracy. Tilt trays are manufactured from heavy-duty, galvanized steel.





## The Mallard Difference

Mallard sets a high bar for our gravity flow products --they must be durable, easy to maintain, and deliver results. Contact your Mallard representative for expert advice on system design and configurations. Our gravity flow experts will help you find the best solution for your application and even provide a complimentary sample to test on-site before purchasing. Harness the power of gravity with Mallard Manufacturing.